

BLU  
DOT

GET TO STEP 2,  
YOU'VE GONE  
TOO FAR.

# BRANCH BENCH

ASSEMBLY NOTES




## CARE


Clean with a slightly damp, soft cloth. To remove dirt and fingerprints, use a quality cleaner formulated for wood furniture. Wipe completely dry with a soft cloth or sponge using a mild detergent, such as dish soap. Wipe completely dry with a soft cloth.

## HARDWARE


x12  
1603



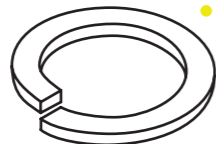
x1  
9004



x12  
3002

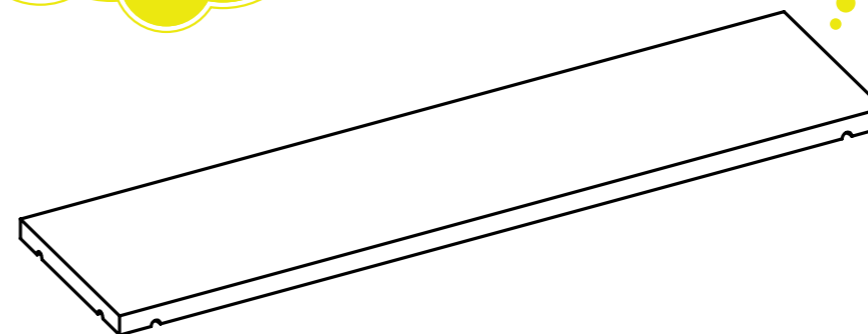


x12  
3001

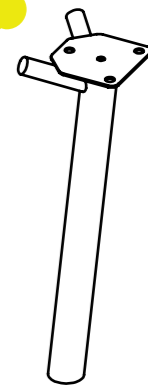


## PARTS

x1



x4



1

Assemble on carpet  
or protective mat

