

BLU
DOT

SPLASH

ASSEMBLY NOTES

NOW THIS IS
SOMETHING
TO HANG YOUR
HAT ON



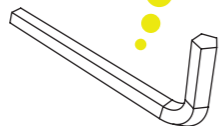
CARE

Clean with a soft cloth or sponge using a mild detergent, such as dish soap, and warm water. Wipe completely dry with a soft cloth.

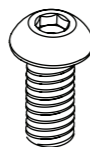
PARTS



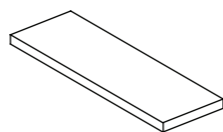
x4



x1
9004



x8
1038

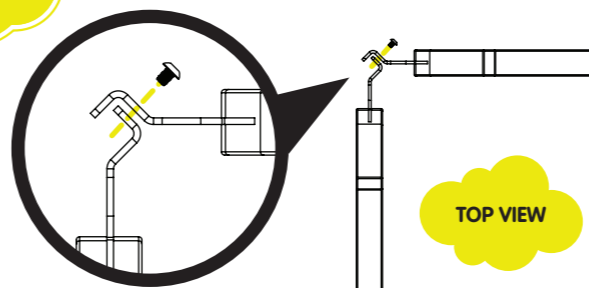


x4
4009



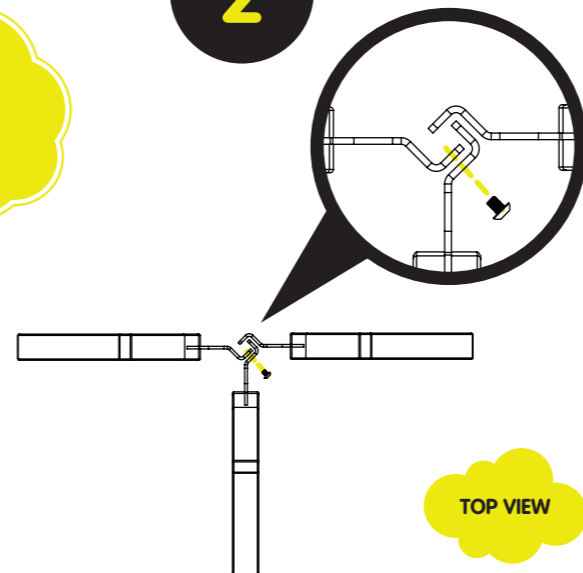
1

x2
1038



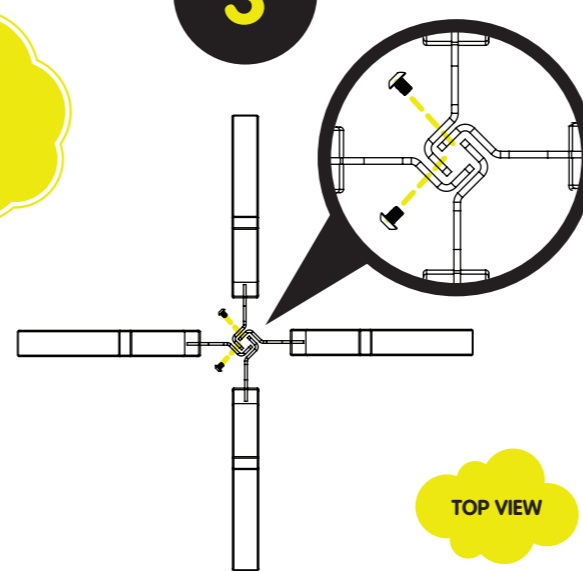
2

x2
1038



3


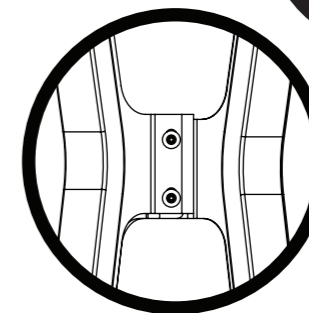
x4
1038



NOTE

If your coat rack does not appear to be level on the ground try this...

Loosen the bolts to adjust the legs:



Add the included felt pads to the bottom of one or more of the legs:

