

BLU
DOT

TURN COFFEE TABLE



ASSEMBLY NOTES

STEP 1 AND DONE

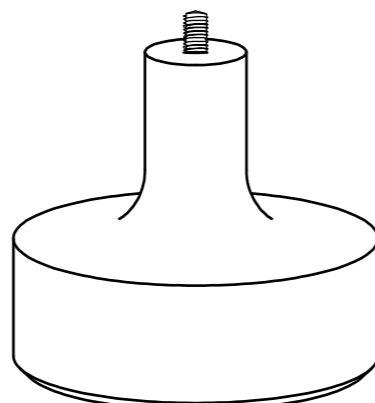
Care

Clean with a slightly damp, soft cloth. To remove dirt and fingerprints, use a quality cleaner formulated for wood furniture. Wipe completely dry with a soft cloth in the direction of the wood grain.

PARTS

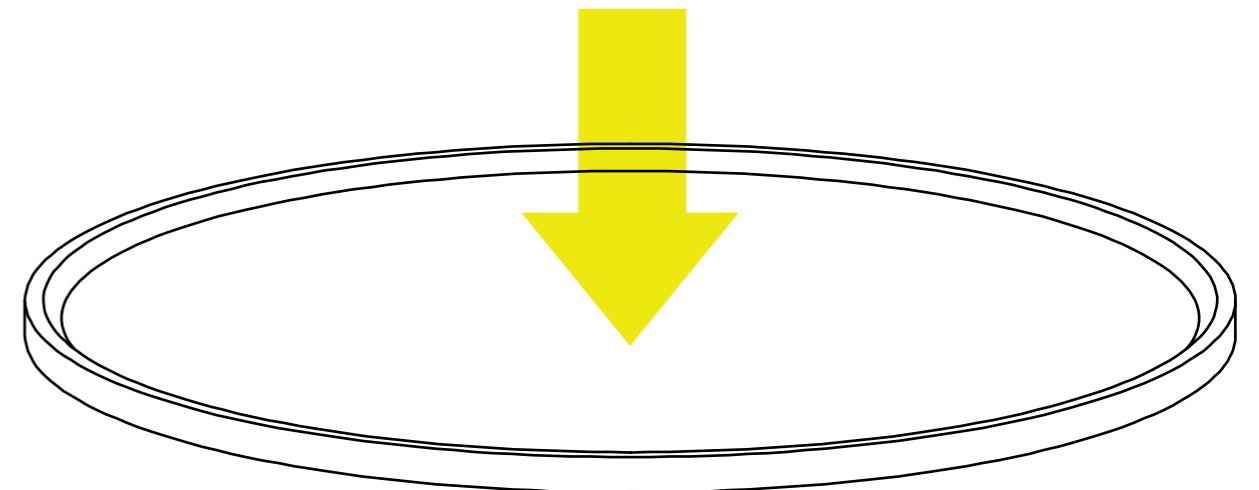


Round Top



Base

1



Attach round top by aligning base bolt with corresponding threaded hole on underside of top, tighten clockwise.

